



# HITACHI SHOVELS

All Mining Class Hitachi Models




LED | LIGHTING CATALOG

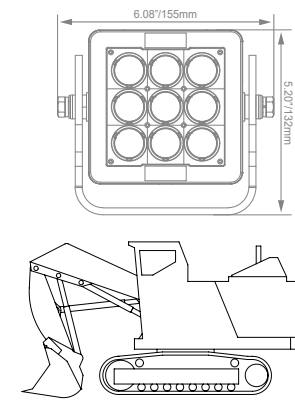


# ENGINEERED LIGHTING SOLUTIONS

**Vision X lighting** fixtures are not merely lighting systems, they are engineered lighting solutions. They provide increased efficiency, increased safety, decreased environmental impact, and decreased costs. Vision X LED lights offer a large increase in energy efficiency over older technologies while also increasing the safety and productivity of the working environment by outputting 80% more light than the fixtures used previously.

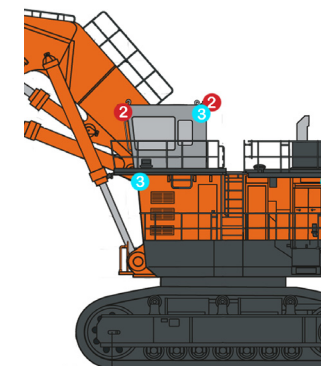


## SOLUTION PROCESS




### 2D BLUEPRINT

Vision X Lighting begins each project with a customer provided list of machines to be retrofitted, then gathers the technical information for those machines.



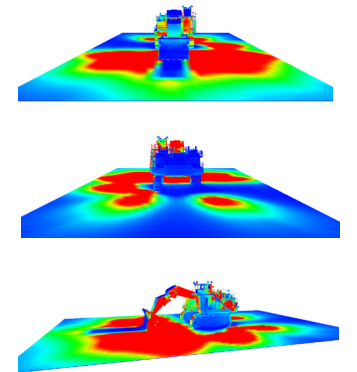
### 3D MODEL

A 3D model is built to the customer's specifications, then carried over into the rendering.



### SIMULATION RENDER

A simulation rendering ensures the final product will meet the customer's lighting requirements.


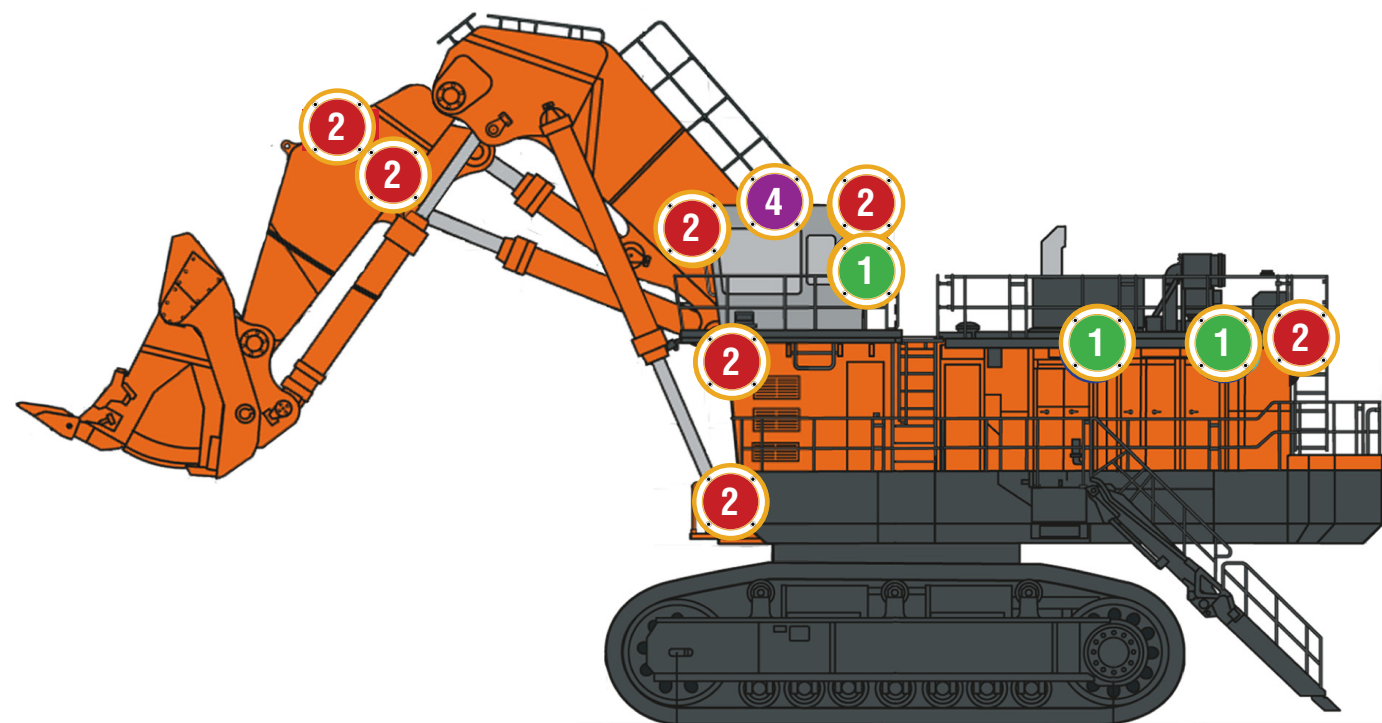


### SOLUTION

Vision X Lighting creates a complete breakdown of the customer's specific needs to meet their lighting and safety requirements.



# HITACHI EX5500 FITOUT GUIDE



## 1 BT-5 FLOOD



### WORK AREA LIGHTING BT-SERIES WORK LIGHT

Number of Fixtures : **Equipment Specific**  
Location : **Front, Rear, Top of Cab, Ladder, Railing**  
Beam Pattern : **60° Flood**  
Part # : **BHB070560**


## 2 BT-9 FLOOD



### WORK AREA LIGHTING BT-SERIES WORK LIGHT

Number of Fixtures : **Equipment Specific**  
Location : **Front, Rear, Top of Cab, Boom L&R**  
Beam Pattern : **40/60° Flood**  
Part # : **BHB070960**

## 3 ID BOARD



### ACCESSORY LIGHTING 2&3 DIGIT LED ID BOARDS

Number of Fixtures : **2**  
Location : **Rear Bumper, Side Panel**  
Colors Available : **Green, Red, Amber** in  
**2&3 Digits**  
Part # : **MIL-ID03A (Amber Shown)**

## 4 HD BEACON



### ACCESSORY LIGHTING HEAVY DUTY BEACON

Number of Fixtures : **1**  
Location : **Top of Cab**  
Colors Available : **Green, Red, Blue, Amber, White**  
Part # : **MIL-HDBA (Amber Shown)**



# WORK AREA LIGHTING

## Product Information

Project Name:  
Date:  
Type:

### Application

OEM replacements will out perform the factory lighting by over 80% on the effective work area. Simple quick connect wiring allows for one time wiring and no further electrical wiring to change the fixture. 3D analysis allows for site specific aiming with our patented aiming system. Industry leading LED light output, size, weight and reliability for reduced unscheduled maintenance.

### SPECIFICATIONS BT-9 SERIES

#### Mechanical Information:

Fixture Weight:	4.98 lbs (2.26kg)
Shipping Weight:	6.05 lbs (18.17kg)
Mounting:	Single Bolt M10

#### Electric Specifications:

Operating Voltage:	11-65VDC
Wattage:	63W
Operating Temp:	-40°C ~ 85°C
Vibration:	60Grms
Connector:	2 Pin Deutsch

#### Construction:

Housing:	Die-Cast 6061 Aluminum
Finish:	Gloss Black & Gloss Yellow Bezel
Lens:	Polycarbonate Lens

#### LED

LED:	XP-L(CREE)
Amp Draw:	5.25A @ 12VDC 2.63A @ 24VDC
Lifespan:	50,000 hr

#### RATINGS:

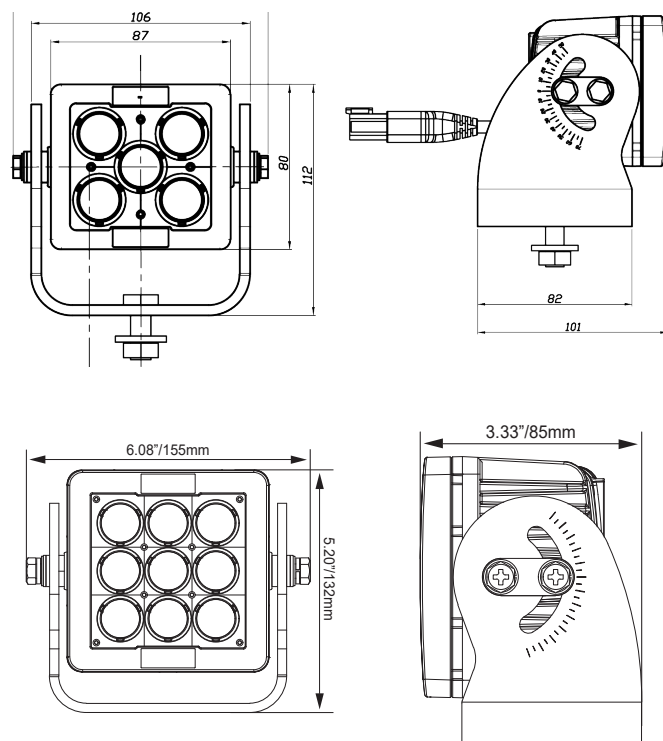
EMC Emission:	(CISPR 25) Edition 3.0 (2008-03) Class 3
Ingress Protection:	IP-68, IP69k

Extended Warranty: 3 Year for Commercial Markets



PART #:	BEAM PATTERN
1 BHB070560	Flood 60°
2 BHB070960	Flood 60°

#### 2D DRAWING:



# SAFETY & ACCESSORY LIGHTING

## Product Information

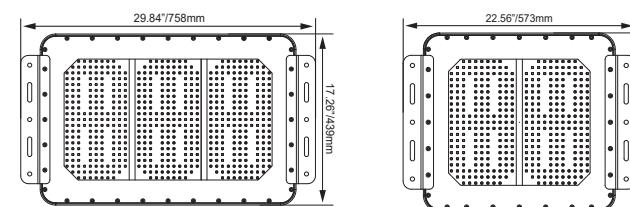
Project Name:  
Date:  
Type:

#### ID Board Sign Information:

- Auto Dim/Bright for Day and Night time Operation
- Available in 2&3 Digit Models
- Red, Yellow, or Green Face Plates
- Magnetic Sensor Included

Fixture Weight:	2 lbs (0.9kg)
Wattage	3Digit : 117W 2Digit : 87W
Amp Draw	3Digit : 9.75A@12V   4.88A@24V 2Digit : 6.5A@12V   3.25A@24V
Vibration Rating	15.6 Grms
Application	Vehicle Identification / Load Cap.

#### 2D DRAWING:



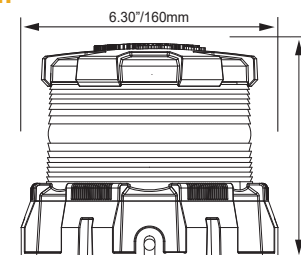
PART #:	#LEDs / COLOR
MIL-ID02A	2 Amber
MIL-ID02R	2 Red
MIL-ID02G	2 Green
3 MIL-ID03A	3 Amber
MIL-ID03R	3 Red
MIL-ID03G	3 Green

#### Heavy Duty Beacon Information:

- Simulated Rotation or Flashing Functions
- Available in Amber, Blue, Green, Red, and White LEDs

Fixture Weight:	2.96 lbs (1.34kg)
Wattage	36W
Amp Draw	3.0A @12V   1.5A@24V
Vibration Rating	15.6 Grms
Application	Full 360° Visibility Beacon

#### 2D DRAWING:



PART #:	COLOR
4 MIL-HDBA	Amber
MIL-HDBB	Blue
MIL-HDBG	Green
MIL-HDBR	Red
MIL-HDBW	White



**VISION X USA**  
1601 Boundary Blvd  
Auburn WA 98001  
United States of America  
P: 253-218-2900  
[www.vxstructural.com](http://www.vxstructural.com)



**VISION X ASIA**  
23-7 Dongtansandan  
9-gil Dongtan-myeon Hwaseong-si  
Gyeonggi-do 18487, Korea  
P: 82-32-515-4814  
[www.visionxlighting.com](http://www.visionxlighting.com)